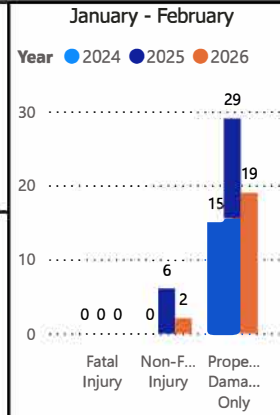




OPP Detachment Board Report Hamilton Township Collision Reporting System January - February 2026

Motor Vehicle Collisions by Type						
January - February						
Year	2024		2025		2026	
CollisionType	Incidents	% Change	Incidents	% Change	Incidents	% Change
Fatal Injury	0	--	0	--	0	--
Non-Fatal Injury	0	-100.0%	6	--	2	-66.7%
Property Damage Only	15	-6.3%	29	93.3%	19	-34.5%
Total	15	-16.7%	35	133.3%	21	-40.0%

YTD						
Year	2024		2025		2026	
CollisionType	Incidents	% Change	Incidents	% Change	Incidents	% Change
Fatal Injury	0	--	0	--	0	--
Non-Fatal Injury	0	-100.0%	6	--	2	-66.7%
Property Damage Only	15	-6.3%	29	93.3%	19	-34.5%
Total	15	-16.7%	35	133.3%	21	-40.0%





**OPP Detachment Board Report
Hamilton Township
Collision Reporting System
January - February 2026**

Fatalities in Detachment Area - Incidents

January - February									
Type	Motor Vehicle			Motorized Snow Vehicle			Off-Road Vehicle		
Year	Alcohol/Drugs	Incidents	% Change	Alcohol/Drugs	Incidents	% Change	Alcohol/Drugs	Incidents	% Change
2024	0	0	--	0	0	--	0	0	--
2025	0	0	--	0	0	--	0	0	--
2026	0	0	--	0	0	--	0	0	--

YTD									
Type	Motor Vehicle			Motorized Snow Vehicle			Off-Road Vehicle		
Year	Alcohol/Drugs	Incidents	% Change	Alcohol/Drugs	Incidents	% Change	Alcohol/Drugs	Incidents	% Change
2024	0	0	--	0	0	--	0	0	--
2025	0	0	--	0	0	--	0	0	--
2026	0	0	--	0	0	--	0	0	--

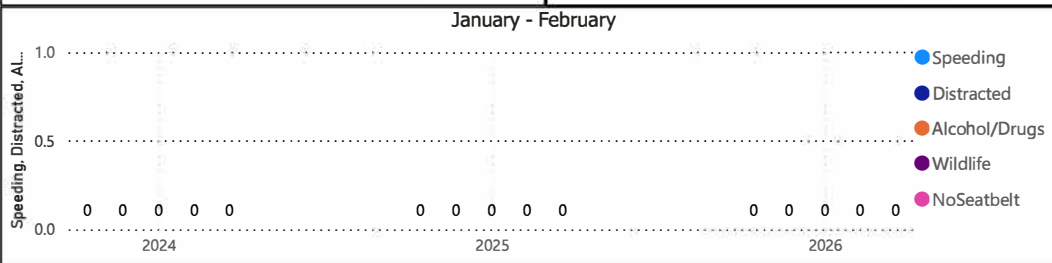
Fatalities in Detachment Area - Persons Killed

January - February						
Type	Motor Vehicle		Motorized Snow Vehicle		Off-Road Vehicle	
Year	Persons Killed	% Change	Persons Killed	% Change	Persons Killed	% Change
2024	0	--	0	--	0	--
2025	0	--	0	--	0	--
2026	0	--	0	--	0	--

YTD						
Type	Motor Vehicle		Motorized Snow Vehicle		Off-Road Vehicle	
Year	Persons Killed	% Change	Persons Killed	% Change	Persons Killed	% Change
2024	0	--	0	--	0	--
2025	0	--	0	--	0	--
2026	0	--	0	--	0	--

Primary Causal Factors in Fatal Motor Vehicle Collisions

	January - February			YTD		
	2024	2025	2026	2024	2025	2026
Speeding	0	0	0	0	0	0
Speeding % Change	--	--	--	--	--	--
Distracted	0	0	0	0	0	0
Distracted % Change	--	--	--	--	--	--
Alcohol/Drugs	0	0	0	0	0	0
Alcohol/Drugs % Change	--	--	--	--	--	--
Wildlife	0	0	0	0	0	0
Wildlife % Change	--	--	--	--	--	--
NoSeatbelt	0	0	0	0	0	0
NoSeatbelt YoY%	--	--	--	--	--	--





**OPP Detachment Board Report
Hamilton Township
Records Management System
January - February 2026**

Criminal Code and Provincial Statute Charges Laid

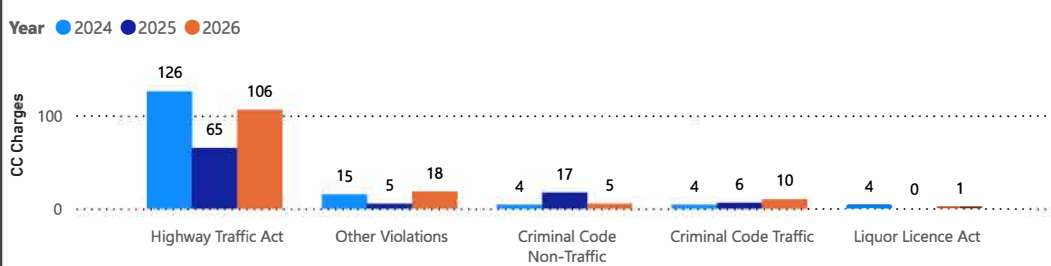
January - February

Year	2024		2025		2026	
ChargeCategory1	Offence Count	% Change	Offence Count	% Change	Offence Count	% Change
Criminal Code Non-Traffic	4	-85.2%	17	325.0%	5	-70.6%
Criminal Code Traffic	4	0.0%	6	50.0%	10	66.7%
Highway Traffic Act	126	59.5%	65	-48.4%	106	63.1%
Liquor Licence Act	4	--	0	-100.0%	1	--
Other Violations	15	87.5%	5	-66.7%	18	260.0%
Total	153	29.7%	93	-39.2%	140	50.5%

YTD

Year	2024		2025		2026	
ChargeCategory1	Offence Count	% Change	Offence Count	% Change	Offence Count	% Change
Criminal Code Non-Traffic	4	-85.2%	17	325.0%	5	-70.6%
Criminal Code Traffic	4	0.0%	6	50.0%	10	66.7%
Highway Traffic Act	126	59.5%	65	-48.4%	106	63.1%
Liquor Licence Act	4	--	0	-100.0%	1	--
Other Violations	15	87.5%	5	-66.7%	18	260.0%
Total	153	29.7%	93	-39.2%	140	50.5%

January - February



Traffic Related Charges

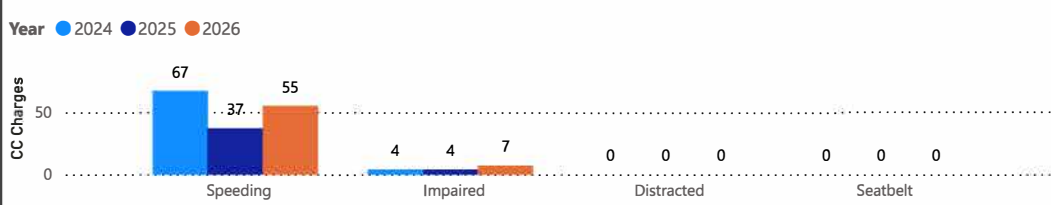
January - February

Year	2024		2025		2026	
ChargeCategory2	Offence Count	% Change	Offence Count	% Change	Offence Count	% Change
Speeding	67	11.7%	37	-44.8%	55	48.6%
Seatbelt	0	--	0	--	0	--
Impaired	4	0.0%	4	0.0%	7	75.0%
Distracted	0	--	0	--	0	--

YTD

Year	2024		2025		2026	
ChargeCategory2	Offence Count	% Change	Offence Count	% Change	Offence Count	% Change
Speeding	67	11.7%	37	-44.8%	55	48.6%
Seatbelt	0	--	0	--	0	--
Impaired	4	0.0%	4	0.0%	7	75.0%
Distracted	0	--	0	--	0	--

January - February





**OPP Detachment Board Report
Hamilton Township
Records Management System January
- February 2026**

eTicketing Warnings


January - February

Year	2025		2026	
Type	Total	% Change	Total	% Change
Warning	52	-36.6%	65	25.0%

YTD

Year	2025		2026	
Type	Total	% Change	Total	% Change
Warning	52	-36.6%	65	25.0%

January - February





**OPP Detachment Board Report
Hamilton Township
Records Management System
January - February 2026**

Violent Crime

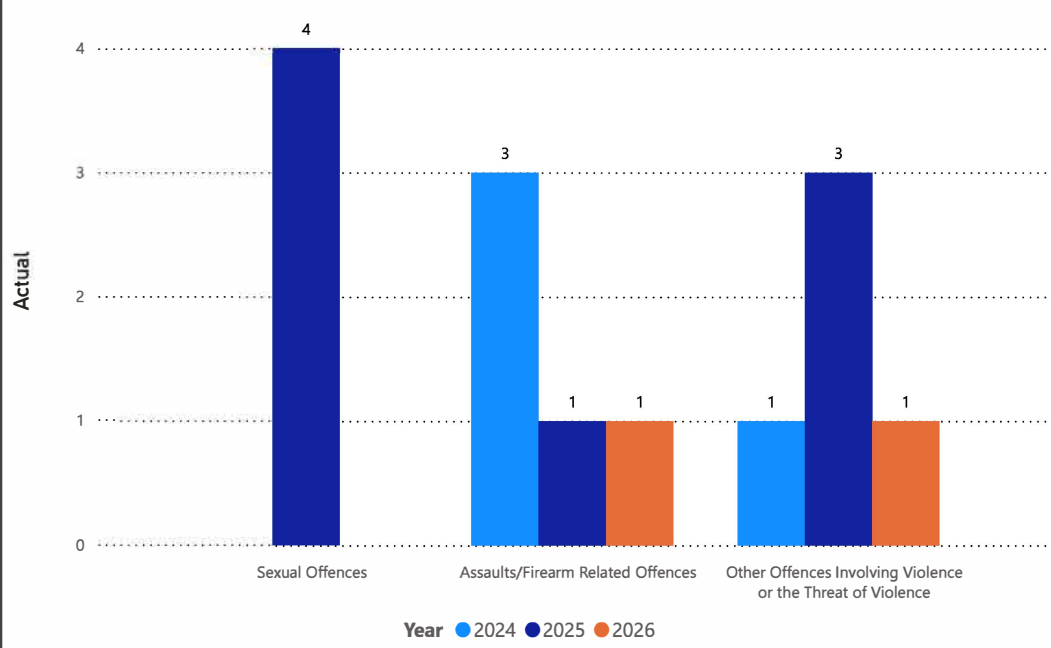
January-February

Year	2024		2025		2026	
	Actual	% Change	Actual	% Change	Actual	% Change
ViolationsGrp						
Homicides	0	--	0	--	0	--
Other Offences Causing Death	0	--	0	--	0	--
Attempted Murder	0	--	0	--	0	--
Sexual Offences	0	-100.0%	4	--	0	-100.0%
Assaults/Firearm Related Offences	3	-40.0%	1	-66.7%	1	0.0%
Offences Resulting in the Deprivation of Freedom	0	--	0	--	0	--
Robbery	0	--	0	--	0	--
Other Offences Involving Violence or the Threat of Violence	1	-66.7%	3	200.0%	1	-66.7%
Offences in Relation to Sexual Services	0	--	0	--	0	--
Total	4	-55.6%	8	100.0%	2	-75.0%

YTD

Year	2024		2025		2026	
	Actual	% Change	Actual	% Change	Actual	% Change
ViolationsGrp						
Homicides	0	--	0	--	0	--
Other Offences Causing Death	0	--	0	--	0	--
Attempted Murder	0	--	0	--	0	--
Sexual Offences	0	-100.0%	4	--	0	-100.0%
Assaults/Firearm Related Offences	3	-40.0%	1	-66.7%	1	0.0%
Offences Resulting in the Deprivation of Freedom	0	--	0	--	0	--
Robbery	0	--	0	--	0	--
Other Offences Involving Violence or the Threat of Violence	1	-66.7%	3	200.0%	1	-66.7%
Offences in Relation to Sexual Services	0	--	0	--	0	--
Total	4	-55.6%	8	100.0%	2	-75.0%

January - February



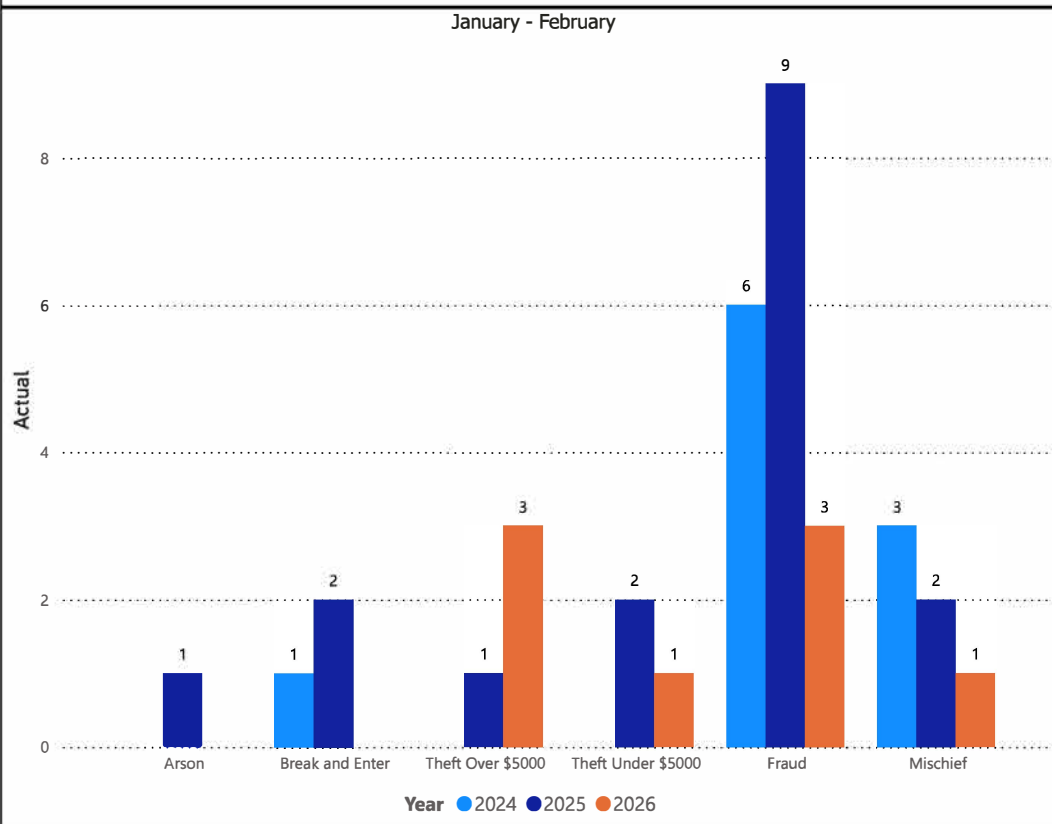


**OPP Detachment Board Report
Hamilton Township
Records Management System January -
February 2026**

Property Crime

January - February						
Year	2024		2025		2026	
ViolationGrp	Actual	% Change	Actual	% Change	Actual	% Change
Arson	0	--	1	--	0	-100.0%
Break and Enter	1	--	2	100.0%	0	-100.0%
Theft Over \$5000	0	-100.0%	1	--	3	200.0%
Theft Under \$5000	0	--	2	--	1	-50.0%
Possession/Trafficking Stolen Goods	0	--	0	--	0	--
Fraud	6	-14.3%	9	50.0%	3	-66.7%
Mischief	3	200.0%	2	-33.3%	1	-50.0%
Total	10	11.1%	17	70.0%	8	-52.9%

YTD						
Year	2024		2025		2026	
ViolationGrp	Actual	% Change	Actual	% Change	Actual	% Change
Arson	0	--	1	--	0	-100.0%
Break and Enter	1	--	2	100.0%	0	-100.0%
Theft Over \$5000	0	-100.0%	1	--	3	200.0%
Theft Under \$5000	0	--	2	--	1	-50.0%
Possession/Trafficking Stolen Goods	0	--	0	--	0	--
Fraud	6	-14.3%	9	50.0%	3	-66.7%
Mischief	3	200.0%	2	-33.3%	1	-50.0%
Total	10	11.1%	17	70.0%	8	-52.9%





**OPP Detachment Board Report
Records Management System
January - February 2026**

Drug Crime

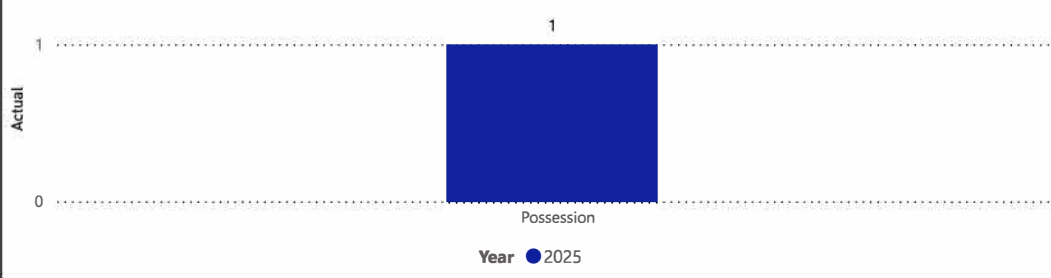
January - February

Year	2024		2025		2026	
	Actual	% Change	Actual	% Change	Actual	% Change
ViolationGrp						
Possession	0	--	1	--	0	-100.0%
Trafficking	0	--	0	--	0	--
Importation & Production	0	--	0	--	0	--
Cannabis Possession	0	--	0	--	0	--
Cannabis Distribution	0	--	0	--	0	--
Cannabis Sale	0	--	0	--	0	--
Cannabis Importation & Exportation	0	--	0	--	0	--
Cannabis Production	0	--	0	--	0	--
Other Cannabis Violations	0	--	0	--	0	--
Total	0	--	1	--	0	-100.0%

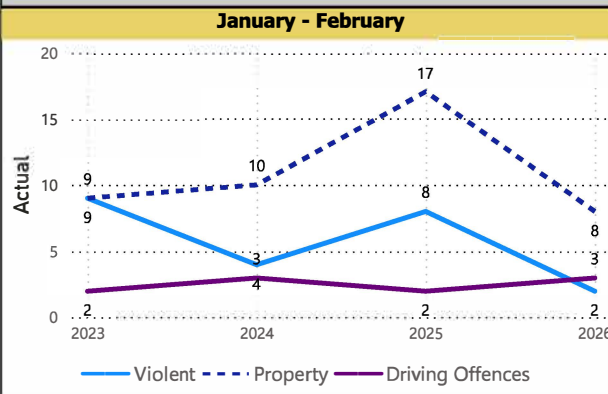
YTD

Year	2024		2025		2026	
	Actual	% Change	Actual	% Change	Actual	% Change
ViolationGrp						
Possession	0	--	1	--	0	-100.0%
Trafficking	0	--	0	--	0	--
Importation & Production	0	--	0	--	0	--
Cannabis Possession	0	--	0	--	0	--
Cannabis Distribution	0	--	0	--	0	--
Cannabis Sale	0	--	0	--	0	--
Cannabis Importation & Exportation	0	--	0	--	0	--
Cannabis Production	0	--	0	--	0	--
Other Cannabis Violations	0	--	0	--	0	--
Total	0	--	1	--	0	-100.0%

January - February



Top 3 Violation Types | **Top 5 Violation Groups**



January - February

ViolationGrp	2023	2024	2025	2026	Total
Fraud	7	6	9	3	25
Assaults/Firearm Related Offences	5	3	1	1	10
Provincial Statutes	0	4	3	2	9
Other Offences Involving Violence or the Threat of Violence	3	1	3	1	8
Operation while Impaired / Low Blood Drug	2	3	1	2	8



**OPP Detachment Board Report
Hamilton Township
Records Management System
January - February 2026**

Other Crime Occurrences

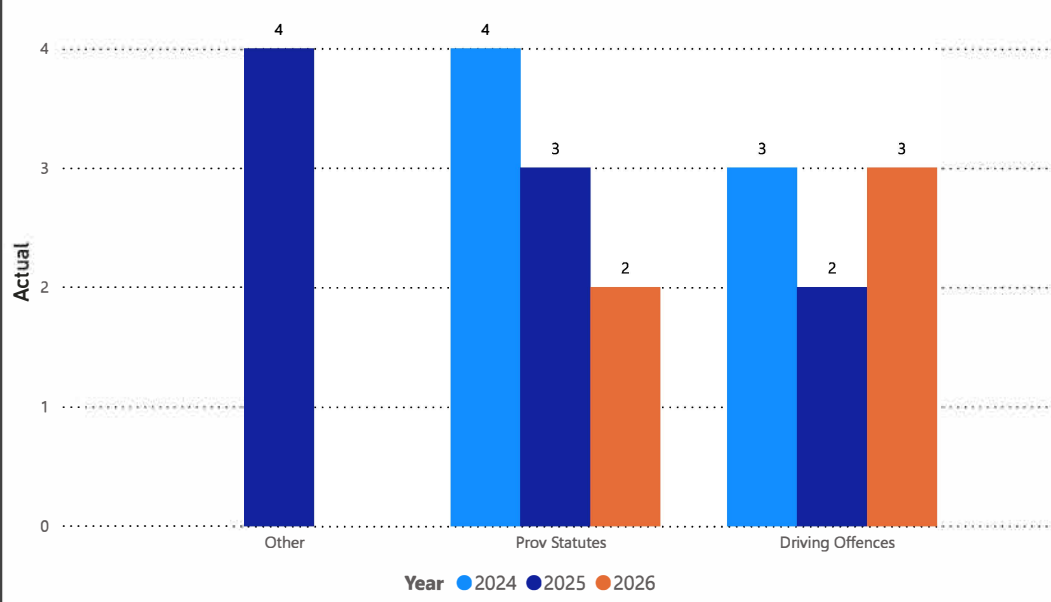
January - February

Year	2024		2025		2026	
	Actual	% Change	Actual	% Change	Actual	% Change
Other	0	--	4	--	0	-100.0%
Fed Statutes	0	--	0	--	0	--
Prov Statutes	4	--	3	-25.0%	2	-33.3%
Driving Offences	3	50.0%	2	-33.3%	3	50.0%
Total	7	250.0%	9	28.6%	5	-44.4%

YTD

Year	2024		2025		2026	
	Actual	% Change	Actual	% Change	Actual	% Change
Other	0	--	4	--	0	-100.0%
Fed Statutes	0	--	0	--	0	--
Prov Statutes	4	--	3	-25.0%	2	-33.3%
Driving Offences	3	50.0%	2	-33.3%	3	50.0%
Total	7	250.0%	9	28.6%	5	-44.4%

January - February





**OPP Detachment Board Report
Hamilton Township
Records Management System
January - February 2026**

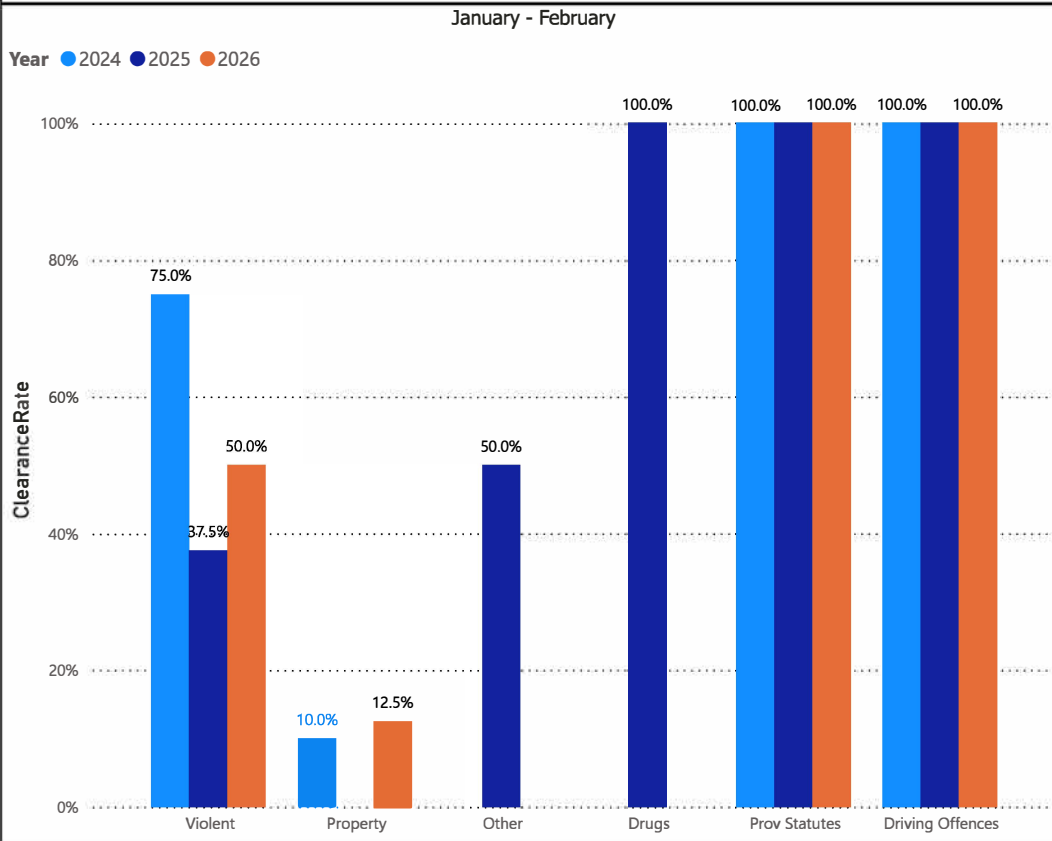
Clearance Rate

January - February

Year	2024		2025		2026	
	%	% Change	%	% Change	%	% Change
Violent	75.0%	-15.6%	37.5%	-50.0%	50.0%	33.3%
Property	10.0%	-10.0%	0.0%	-100.0%	12.5%	--
Other		--	50.0%	--		-100.0%
Drugs			100.0%	--		-100.0%
Fed Statutes						
Prov Statutes	100.0%	--	100.0%	0.0%	100.0%	0.0%
Driving Offences	100.0%	0.0%	100.0%	0.0%	100.0%	0.0%

YTD

Year	2024		2025		2026	
	%	% Change	%	% Change	%	% Change
Violation_rollup						
Violent	75.0%	-15.6%	37.5%	-50.0%	50.0%	33.3%
Property	10.0%	-10.0%	0.0%	-100.0%	12.5%	--
Other			50.0%	--		-100.0%
Drugs			100.0%	--		-100.0%
Fed Statutes						
Prov Statutes	100.0%	--	100.0%	0.0%	100.0%	0.0%
Driving Offences	100.0%	0.0%	100.0%	0.0%	100.0%	0.0%

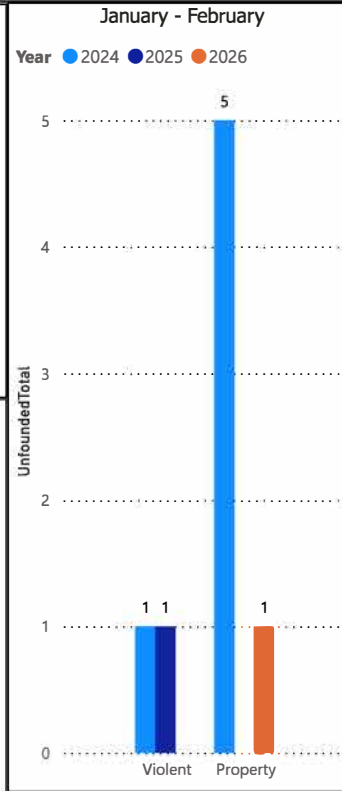




**OPP Detachment Board Report
Hamilton Township
Records Management System
January - February 2026**

Unfounded						
January - February						
Year	2024		2025		2026	
Violation_rollup	Count	% Change	Count	% Change	Count	% Change
Violent	1	--	1	0.0%	0	-100.0%
Property	5	--	0	-100.0%	1	--
Other	0	-100.0%	0	--	0	--
Drugs	0	--	0	--	0	--
Fed Statutes	0	--	0	--	0	--
Prov Statutes	0	--	0	--	0	--
Driving Offences	0	--	0	--	0	--
Total	6	500.0%	1	-83.3%	1	0.0%

YTD						
Year	2024		2025		2026	
Violation_rollup	Count	% Change	Count	% Change	Count	% Change
Violent	1	--	1	0.0%	0	-100.0%
Property	5	--	0	-100.0%	1	--
Other	0	-100.0%	0	--	0	--
Drugs	0	--	0	--	0	--
Fed Statutes	0	--	0	--	0	--
Prov Statutes	0	--	0	--	0	--
Driving Offences	0	--	0	--	0	--
Total	6	500.0%	1	-83.3%	1	0.0%

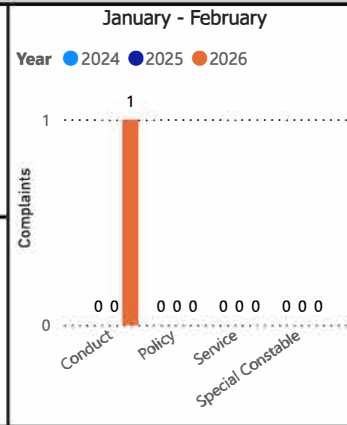




**OPP Detachment Board Report
Hamilton Township
Records Management System
January - February 2026**

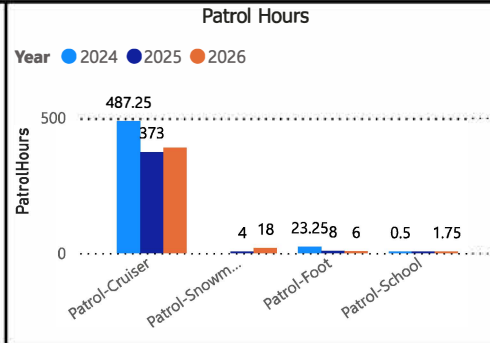
Public Complaints (Detachment Level Only)						
January - February						
Year	2024		2025		2026	
INCIDENT_TYPE	Count	% Change	Count	% Change	Count	% Change
Conduct	0	-100.0%	0	--	1	--
Policy	0	--	0	--	0	--
Service	0	--	0	--	0	--
Total	0	-100.0%	0	--	1	--

YTD						
Year	2024		2025		2026	
INCIDENT_TYPE	Count	% Change	Count	% Change	Count	% Change
Conduct	0	-100.0%	0	--	1	--
Policy	0	--	0	--	0	--
Service	0	--	0	--	0	--
Total	0	-100.0%	0	--	1	--



Daily Activity Reporting

Daily Activity Reporting Patrol Hours			
January - February			
ODCdescr	2024	2025	2026
Patrol-Cruiser	487.25	373.00	389.75
Patrol-Aircraft	0.00	0.00	0.00
Patrol-Motorcycle	0.00	0.00	0.00
Patrol-Marine	0.00	0.00	0.00
Patrol-ATV	0.00	0.00	0.00
Patrol-Snowmobile	0.00	4.00	18.00
Patrol-Bicycle	0.00	0.00	0.00
Patrol-Foot	23.25	8.00	6.00
Patrol-School	0.50	3.75	1.75
Total	511.00	388.75	415.50





**OPP Detachment Board Report
Hamilton Township
Records Management System
January - February 2026**

Overdose Occurrences			
January - February			YTD
Fatal	2024	2025	2026
<input type="checkbox"/> Fatal	0	0	0
non-opioid overdose	0	0	0
opioid overdose	0	0	0
<input type="checkbox"/> non-Fatal	0	0	0
non-opioid overdose	0	0	0
opioid overdose	0	0	0
Total	0	0	0

Fatal Overdose Occurrences				Non-Fatal Overdose Occurrences			
January - February				January - February			
<p>● non-opioid overdose ● opioid overdose</p>				<p>● non-opioid overdose ● opioid overdose</p>			

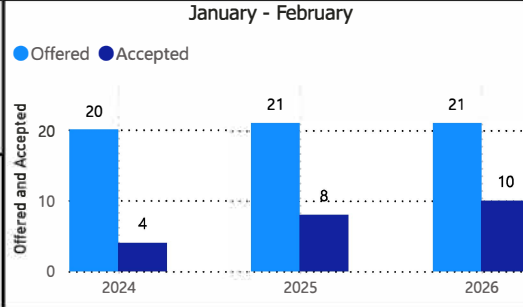


**OPP Detachment Board Report
Hamilton Township
Records Management System
January - February 2026**

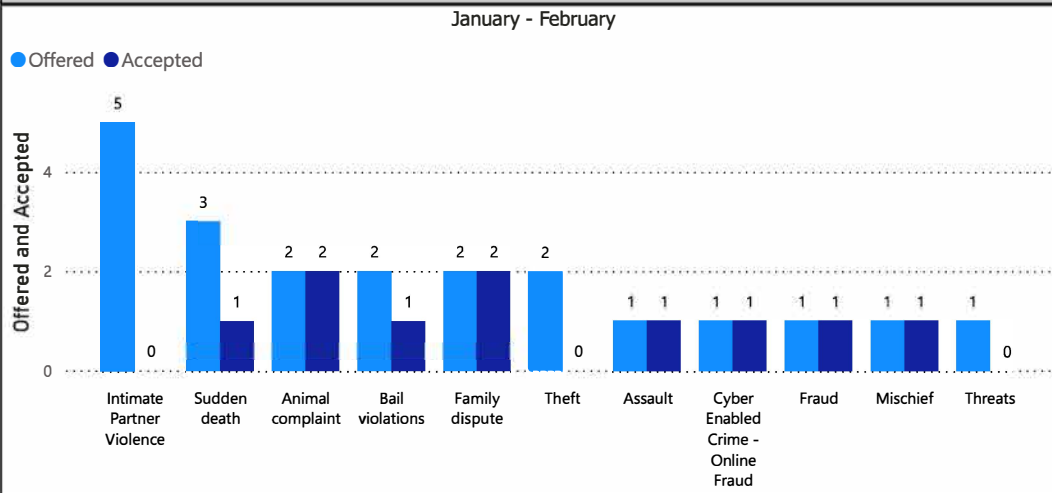
Referrals to Victim Service Agencies by Year

January - February			
Year	Offered	Accepted	% Accepted
2024	20	4	20.0%
2025	21	8	38.1%
2026	21	10	47.6%

YTD			
Year	Offered	Accepted	% Accepted
2024	20	4	20.0%
2025	21	8	38.1%
2026	21	10	47.6%



Referrals to Victim Service Agencies by Occurrence Type



Referrals Accepted (%) by Age Group

January - February			
PersonAgeRange	2024	2025	2026
	0.0%		
11 - 16		50.0%	
17 - 25	0.0%	50.0%	100.0%
26 - 45	100.0%	37.5%	33.3%
46 - 65	100.0%	25.0%	60.0%
Over 65		33.3%	0.0%

YTD			
PersonAgeRange	2024	2025	2026
	0.0%		
11 - 16		50.0%	
17 - 25	0.0%	50.0%	100.0%
26 - 45	100.0%	37.5%	33.3%
46 - 65	100.0%	25.0%	60.0%
Over 65		33.3%	0.0%

Referrals Not Offered

January - February			
ServicesNotOfferedReason	2024	2025	2026
	0	0	0
	0	0	0
Victim deceased or unable to respond	0	0	0
Victim resides outside Ontario	0	0	0

YTD			
ServicesNotOfferedReason	2024	2025	2026
	0	0	0
	0	0	0
Victim deceased or unable to respond	0	0	0
Victim resides outside Ontario	0	0	0

