

# The Corporation of the Township of Hamilton



**REPORT TO:** Mayor Cane & Members of Council

**REPORT No:** T 2019-16

**SUBMITTED BY:** Paul Dowber, Treasurer

**DATE:** September 17, 2019

**Subject: Budget vs. Year to Date – Second Quarter 2019**

**RECOMMENDATION:** Requires Action  For Information Only  In Camera

It is recommended that the Council of the Township of Hamilton enact as follows:

1. THAT Report TR2019-11 Budget vs. YTD – First Quarter 2019 be received for Council information.

## **ORIGIN/BACKGROUND:**

The Treasurer stated in the 2016 budget talks a summary of quarterly budget vs. actual would be provided on a quarterly basis. This report provides a summary of the 2019 Q2 implementation of the Council approved budget.

**DISCUSSION:** We are 50% into the fiscal year and expenditures are within the Council approved budget at 41%, as per Appendix "A".

- General Government Revenues
  - As per budget
- PIL and Other Revenues
  - The bulk of supplemental billings will be recognized in Q3
  - PIL revenues will be recognized in Q4
- Council
  - Expenditures are at 49%
- Administration
  - Expenditures are at 52%
  - Website expenses have been paid and funding revenues are expected in Q4
- Economic Development
  - Expenditures are at 18%
  - More expense will come throughout the year
- Planning
  - Revenues are on target, but expenses are lower in the first two quarters
  - Net budget used is 32%
- Building
  - Building is a revenue neutral department and currently has higher revenues than expenses
  - Any revenues over expenses will be transferred to building reserves
- Fire
  - Net budget used is 38%

- Police
  - As per budget
- Police Service Board
  - Net budget used is 45%
- Conservation Authority
  - There are three billings per year
  - Expenditures are at 35%
- Emergency Measures
  - Expenses are anticipated in Q3 and Q4
- Parking
  - Net budget used is 46%
- Animal Control
  - There were no livestock claims in Q2
- Municipal Animal Services
  - Net budget used is 22%
  - Timing issue, Q2 shared services payment will occur in Q3
- By Law
  - Net By-Law budget used is 41%
- Transportation Services
  - Net roads budget used is 38%
  - Expenses for 2019 roads resurfacing anticipated in Q3
- Water
  - Currently there are \$11,223 of expenses over revenues due to timing of recognizing water capital charges from the final tax bill
- Recreation
  - Net recreation budget used is 49%
- Library
  - Expenses are as per schedule
  - Grant of \$19,180 will come in Q4
- Health and Safety
  - Expenses expected in Q3 and Q4
- Grants from Council
  - Majority of donations in Q1
  - Reimbursement of rental fees to be reviewed and processed in Q4 through the Recreation Coordinators Committee
- Heritage
  - Expenses are as per budget
  - A donation came in Q1 that was higher than the Q1 budget expenses
- Accessibility
  - As per budget
- Physician Recruitment
  - Funds were fully disbursed in Q1



**Attachments:**

Appendix "A" Operating Budget vs. Year to Date

Appendix "B" Capital Summary

**Strategic Plan**

Fiscal Responsibilities, Expand Financial Sustainability/Best Practices, c. Quarterly Council updates.

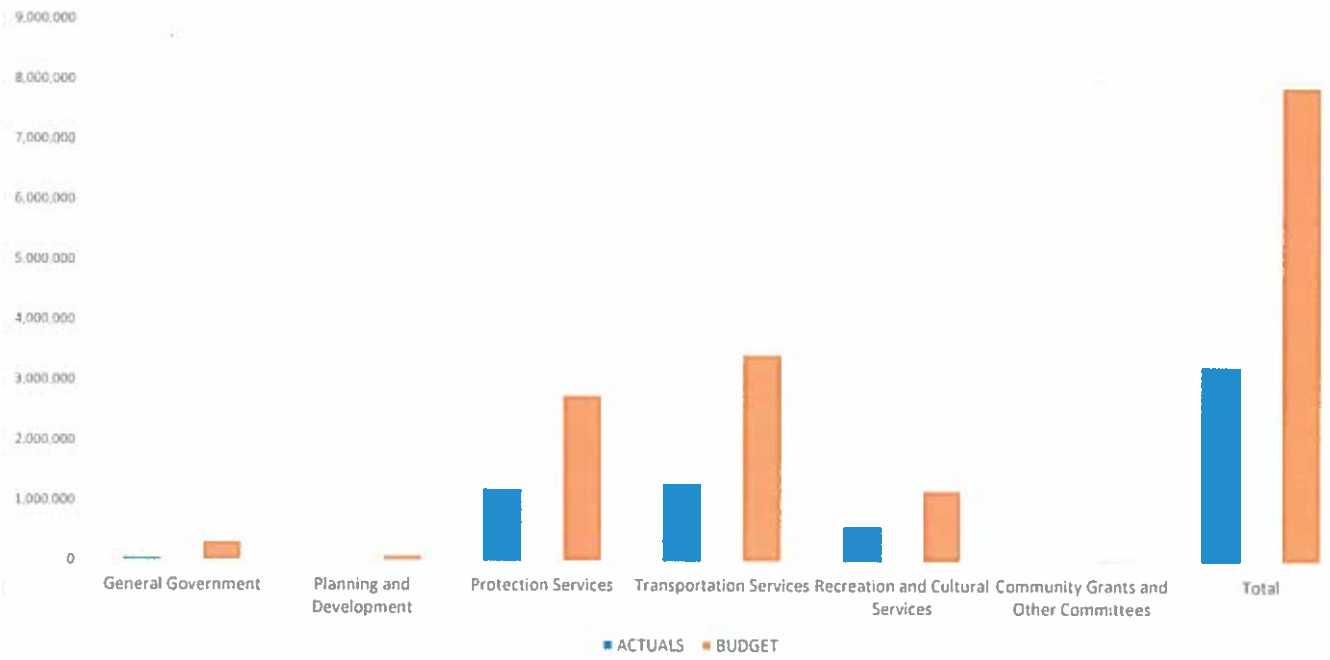
Title	Official	Signature	Date
Treasurer	Paul Dowber		09/11/2019
Chief Administrative Officer	Arthur Anderson		2019.09.12



**TOWNSHIP OF HAMILTON  
2019 BUDGET VS YTD  
Appendix "A"**

		2019 Budget	2019 YTD	% Used
<b>General Government</b>				
	General Government Revenues	(825,200)	(411,383)	50%
	PIL and Other Revenues	(370,000)	(96,323)	26%
	Council	138,000	67,790	49%
	Administration	1,389,505	719,699	52%
	<b>General Government Total</b>	<b>332,305</b>	<b>69,946</b>	<b>21%</b>
<b>Planning and Development</b>				
	Planning	99,194	31,808	32%
	Economic Development	3,500	639	18%
	<b>Planning and Development Total</b>	<b>102,694</b>	<b>32,447</b>	<b>32%</b>
<b>Building</b>	<b>Building</b>	<b>0</b>	<b>(32,667)</b>	
<b>Protection Services</b>				
	Fire	1,000,781	382,848	38%
	Police and Parking	1,447,538	727,554	50%
	PSB	25,444	11,539	45%
	GRCA	179,134	63,567	35%
	Emergency Management	4,000	108	3%
	Parking	5,639	2,592	46%
	Animal Control	500	0	0%
	Municipal Animal Services	56,011	12,192	22%
	By - Law Enforcement	51,176	21,126	41%
	<b>Protection Services Total</b>	<b>2,770,223</b>	<b>1,221,527</b>	<b>44%</b>
<b>Transportation Services</b>				
	Roads	3,460,246	1,313,069	38%
<b>Environmental Services</b>				
	Water	(0)	11,223	
<b>Recreation and Cultural Services</b>				
	Parks & Recreation	906,298	448,492	49%
	Library	293,384	156,282	53%
	<b>Recreation and Cultural Services Total</b>	<b>1,199,682</b>	<b>604,774</b>	<b>50%</b>
<b>Community Grants and Other Committees</b>				
	Health and Safety	6,000	0	0%
	Community Services Grant	19,500	13,500	69%
	Heritage Committee	6,500	1,000	15%
	Accessibility	9,000	4,500	50%
	Physician Recruitment	9,800	9,800	100%
	<b>Community Grants and Other Committees Total</b>	<b>50,800</b>	<b>28,800</b>	<b>57%</b>
	<b>Total Levy Requirement</b>	<b>7,930,950</b>	<b>3,285,563</b>	<b>41%</b>

### Budget to Date





## HAMILTON TOWNSHIP 2019 CAPITAL BUDGET

Appendix "B"

Capital Project	Project Cost	YTD	
<b>PROTECTION SERVICES</b>			
EMERGENCY SUPPORT UNIT (ESU) 599	65,000	42,797	Truck has been purchased. Striping still needs to be done. Final invoice to come in Q3.
COMMUNICATION EQUIPMENT	20,000	16,373	Equipment has been ordered. Installation is expected to be complete in Q3 with a final invoice to be received.
<b>TRANSPORTATION SERVICES</b>			
DUMP TRUCK 20-44	295,000	0	Tender was awarded to Winslow Gerolamy. Delivery is expected in Q3.
3/4 TON TRUCK WITH PLOW 20-17	75,000	74,419	Purchased and in service.
ONE TON TRUCK 20-34	75,000	0	Tender was awarded to Thomas Motors of Cobourg. Delivery is expected in Q4.
WELL CHAMBER - PUBLIC WORKS YARD	10,000	380	Work is underway. Invoices are expected at the end of Q3.
2019 ROADS REPLACEMENT PROGRAM	1,362,500	74,948	Engineering work on Rice Lake Scenic Dr. Asphalt tender awarded to Drain Brothers. Paving to begin in Q3 Surface Treatment with Northumberland County to start in Q3
2019 GUIDERAIL PROGRAM	55,000	0	RFQ was awarded to Peninsula. Work is expected to begin in Q3.
<b>PARKS AND RECREATION</b>			
COLD SPRINGS PARK	50,000	0	Funding application submitted. Information is expected for the funding end of Q3 or beginning of Q4.
<b>Grand Total</b>	<b>2,007,500</b>	<b>208,917</b>	